

# MATERIALS GUIDE: SACERS-U



# MATERIALS GUIDE



**This resource should be used in conjunction with the SACERS-U scale book and the GA and ERSI Additional Notes. This document will give a generalized overview of the kinds of materials needed in the Activities subscale of the SACERS-U scale but will not give specific amounts of items that are needed. Additionally, the materials listed in this guide are not an exhaustive list of all materials that can be used. Please reference each item in your scale book to determine how many materials are needed based on the ages and abilities of children that are enrolled.**

## **Helpful Tips to Keep in Mind:**

- The SACERS-U scale is intended for use in school-age classrooms with children enrolled who are 5-12 years of age.
- As materials are rotated for variety or for sanitizing, note the types of materials you are removing and add another material of the same type back into rotation. For example, if you take a construction material out, replace it with another construction material. This helps to ensure all kinds of materials are still represented.
- For mixed age classrooms, ensure materials for all ages and abilities are present for use. Keep in mind the ages of children in the class and how those ages change throughout the year. Material selection will need to change as children progress in age and abilities throughout the year and as enrollment changes.

# CONTENTS

- Arts and crafts
- Music and Movement
- Blocks and construction
- Dramatic Play / theatre
- Language / reading activities
- Math / reasoning activities
- Science / nature activities
- Cultural awareness



# ARTS AND CRAFTS



Art materials are materials that children use to experiment with visual representation. When children are provided art experiences, they practice problem solving and develop fine motor skills that will aid them in areas like writing and self-help skills. Additionally, children experiment in creative, hands-on ways with math and science concepts, such as space, line, shapes, and the combination of colors.

Art allows children to be creative and to express their ideas and thoughts. The more freedom children have in using these materials, the more benefits they will gain from the experience. Open-ended art projects that allow for individual expression teach children far more than teacher-directed crafts.

Art materials include the following categories: **drawing materials, paint, sculpture, collage, and crafts.**

## Remember:

- Close, age appropriate supervision is required when children use art materials.
- Edible materials are not counted as art materials because they give a misleading message about the proper use of food and pose common allergen threats for children. Art materials should also be non-toxic and safe for the ages of children using them.
- Gluing 3-D materials, such as pom-poms, to a flat surface does not count as sculpture. Children should be encouraged to build up and out with materials. Examples would include building sculptures with playdough, craft sticks and pipe cleaners, or of recyclables.
- In order to be considered accessible, paints should be set up for use, or be stored in a way that a child can reach and use them without a teacher's help.
- Some tools require other materials to be accessible for them to be used and counted. For example, rollers and cookie cutters require playdough, and stencils require paper and pencils.

## Drawing Materials

Drawing materials allow children to freely draw what they would like. Paper or another drawing surface must accompany the drawing materials.

*\*Close, age appropriate supervision is required when children use art materials.*



Crayons



Watercolor markers

Color pencils



Chalk



JetPens



Felt Pens



Dry Erase Board and Markers




Pens



Oil Pastels

Pencils



## Homemade Drawing Materials

DIY crayons



Melted crayons

DIY sidewalk chalk using Plaster of Paris and tempera paint



## Paints

Painting encourages children to express themselves, while strengthening fine motor skills. It gives them the opportunity to use their senses, explore color, and explore process and outcomes. Paints need to be provided in afterschool care programs because school-age children typically have few opportunities to use paint during the school day.



Watercolor paints



Liquid tempera paints



Glitter 3-D paint



Tempera paint

Tempera cake paints



Acrylic paint

## Additional Materials:

Liquid watercolors, glitter paint, powdered tempera paint, bubble paint, puff paint

## Homemade Paint Materials

Ice Cube Paints



Homemade Paintbrushes



Homemade Paint Recipes



Homemade Bubble Paint



*\*Close, age appropriate supervision is required when children use art materials.*

## Sculpture

Sculpture means that the art children create has height, width, and depth. Using 3-D objects to create sculptures helps children explore spatial orientation and problem solving as they figure out how to connect these materials together.



Playdough



Clay



Pipe cleaners



Craft sticks



Wooden craft pieces



Modeling Clay

**Additional sculpture materials:** Cardboard rolls, Styrofoam balls, wiki-sticks, air dry clay, Floam, Scupley, floral foam, pom poms, cotton balls. Some sculpture materials can be found around the house, such as recycling items like cereal boxes, empty plastic jars, and paper towel rolls. Different kinds of playdough can be homemade or made with children as an activity.

## Homemade Sculpture Materials



Homemade playdough



Tissue rolls



Empty cereal boxes



Empty plastic jars



Boxes

*\*Close, age appropriate supervision is required when children use art materials.*

## Collage Materials

Collage materials allow flexibility as children create. Collage provides a different kind of fine motor practice than drawing or coloring, as children need to pick up each small collage material and glue or stick it on to the surface.

Collage materials can be store bought or homemade. Tissue paper squares can be cut out of left-over tissue papers from a party. Scraps of construction paper can be ripped into small pieces making a kind of confetti. Clean straws can be cut up into small tubes that can be glued on.



Ribbon



Feathers

Cotton balls



Buttons

Yarn



Gems

**Additional Collage Materials:** pom-poms, sequins, buttons, glitter, natural objects, cloth or felt scraps, foam or wooden shapes

## Homemade Collage Materials

Scrap paper



Picture cut-outs

Magazines



Assorted tissue / paper



*\*Close, age appropriate supervision is required when children use art materials.*



## Crafts

Through crafting, children can reflect critically on their own work and work done by others. They learn to act and think like designers and artists, working creatively and intelligently to create crafts that express their individuality.

*\*Close, age appropriate supervision is required when children use art materials.*



Perler Beads




Jewelry Making



Weaving with Loops

Paper Weaving



Embroidery



String Weaving



## Additional Crafts:

Origami, friendship bracelets, crocheting, paint suncatchers, pottery, diamond painting

## Homemade Craft Materials



Homemade bead loom



Homemade beads

Painted rocks



Weaving bowls from cereal boxes



# MUSIC AND MOVEMENT



From a very early age, children show us that they enjoy music produced either from voices or instruments. Providing musical instruments, musical materials, and musical experiences can encourage children in their language, social-emotional, and motor development.

School age children can learn concepts like cause and effect, rhythm, and tempo when working with different kinds of instruments.

Music can be used to encourage different activities, such as soft music during quiet play times and faster music to encourage dancing and gross motor movement.

## Remember:

- When using musical toys that are battery operated, the batteries must be replaced when needed and the toy must be functional for it to be counted as a music material.
- The spread of germs should be minimized when children use music instruments with mouth pieces, such as a flute or harmonica. This can be done by sanitizing the material after each child or providing individual instruments for each child's personal use.

# MUSIC AND MOVEMENT

## Recorded Music

Recorded music is music that the teacher or children play using a CD player or other device.

**Remember:** For younger children (Pre-K-1<sup>st</sup> grade), a CD player is only counted as accessible when children can use CDs independently or they can choose CDs to be played with teacher assistance.



Recorded music on laptop



Phone and speaker



Music Apps on Phone



CD player w/ CD's

## Additional Recorded Music Materials:

Cassettes, cassette player, books with songs on tape, MP3 players, iPods


## Dance Props

Providing props children can use to dance with encourages children to engage with the music, to express their creativity, and to use their gross motor skills.

Ribbons



Dance scarves



Batons

## Additional Dance Props:

Wands, streamers, prop wings, dance flags, portable ballet barre, twirling batons, dance fans, dance canes, ribbons with bells

## Homemade Dance Props



Dancing ribbons

Wands



Dancing ribbons made with popsicle sticks and crate paper



## Musical Instruments

Music instruments include objects that children and teachers use to make music. These materials encourage children to use their creativity to make their own music and beats.



Maracas



Drums

Hand cymbals



Tambourines



Triangles




Egg shakers



Tone blocks

Cymbals



Rhythm Sticks

## Additional Instruments:

Pianos, bells, xylophones, guitars, flutes, bongo drums, wind chimes, keyboards, multicultural instrument sets

## Homemade Instruments

Rainsticks



Drums



Straw pan pipes



Finger cymbals made from tin can lids



Homemade maracas



# BLOCKS AND CONSTRUCTION

Blocks and construction materials encourage children to experiment with shape, size, balance, and gravity. Construction also helps children to develop spatial awareness, to collaborate with other children, apply logic and reasoning to their creations, and to improve fine motor skills.

Blocks and construction materials include the following categories: **blocks**, **interlocking construction materials**, and **functional carpentry tools and supplies**.

## Remember:

- There are many different materials that people consider blocks, but the ERS tools define blocks. Blocks are geometric shapes with smooth sides that do not connect and fall over easily when stacked, and sides of blocks should be 2" or more.



# BLOCKS AND CONSTRUCTION

## Blocks

Blocks provide children with the opportunity to practice problem solving and to use their imagination and creativity, while working together to create structures.



Wooden hollow blocks



Cardboard blocks



Wooden unit blocks

## Additional Blocks:

Unit foam blocks, window blocks, plastic hollow blocks, unit blocks of different colors and sizes

## Homemade Blocks



Castle blocks



Chalkboard blocks



Cork blocks

## Interlocking Construction Materials

Interlocking building materials allow children to construct in ways that regular blocks do not. Children can create their structures by fastening the materials together.



Lincoln logs



Legos

## Magnetic Blocks



Erector set



K'nex

## Additional Materials:

Meccano, straw connectors, magnetic building sticks, Tinker Toys, large outdoor Duplos

## Homemade Interlocking Construction Materials

Interlocking cardboard



Interlocking tissue rolls



Interlocking pool noodles



# BLOCKS AND CONSTRUCTION

## Functional Carpentry Tools and Supplies

Providing children with carpentry tools and supplies encourages children to create something out of raw materials and to use tools that require more fine motor skills.

*\*Close, age appropriate supervision is required.*



Woodworking bench

Safety goggles



Bird house kits

Woodworking clamps



Wood and nails



Woodworking supplies

## Additional Tools and Supplies:

Building kits, hammer, measuring tape, screwdriver, wood glue, vise, coping saw, sandpaper, rubber bands, pocket plane, toolbox

## Accessories

Accessories encourage children to develop stories and plot lines as they construct. Accessories should be stored near the construction materials so that children know that they are intended to be used in block/construction play, and they should add to children's play rather than detract from it. Block accessories should be proportional to the size of the blocks being used.



People



Animals



Vehicles

Themed accessories



## Additional Accessories:

Community houses, garages, and small buildings, trees, plants, fences, road signs, snap-bots, insect set, dinosaurs, vehicle tracks

## Homemade Accessories



Homemade road signs

Cardboard parking garage used with blocks



Painted buildings



# DRAMATIC PLAY/THEATRE

Dramatic Play is the act of simply pretending. Pretend play is essential for the growth and development of children and allows children to develop imagination and act out roles. When using dramatic play materials, children should be free to use materials in their own way to cultivate their creativity.

Dramatic play materials should be plentiful and include a wide variety of materials and props. Having ample dramatic play materials to choose from enhances children's play and increases their opportunity for learning. When dramatic play materials and props are available both indoors and outdoors, children have more opportunities to engage in meaningful dramatic play.

Children see the greatest benefits of dramatic play when they have teachers who actively interact with them during play, talking about their play and joining in when appropriate. Through these purposeful interactions, teachers can help children develop language and communication skills and logic and reasoning skills, introduce vocabulary, include literacy concepts, and ask questions about math and science as they relate to the play.





# DRAMATIC PLAY/THEATRE

Dramatic play encourages children to develop imagination and empathy as they role play and to process what they know about the world around them. It also allows them to work on their language, reasoning, and social skills as they communicate with one another, share ideas, listen, and pretend with one another. School-age children require a wider range of props that they can use to act out their more complex understanding of the world. School-agers often extend their dramatic play into theatrical performances or puppet shows.

## Dramatic Play Materials



Dress-up clothes for girls and boys



Child-sized play furniture



Toy foods



Dolls

Accessories



Puppet theater with puppets

Props for fantasy play



**Additional Materials:** Mirrors, accessories (purses, tote bags, briefcases, glasses), cooking/eating props, theater props, costumes, formal dress up clothes, uniforms from fast food restaurants, fashion dolls representing adult figures, action figures, restaurant menus, waiter/waitress props, veterinarian kit and props

## Homemade Dramatic Play Themes

Target



Flower Shop



Post Office



Cardboard Pizza Oven



# LANGUAGE/READING ACTIVITIES










Teachers have an important role to play in preparing children for life-long literacy, both by making books and language activities accessible to children and by sharing the joy of reading and language with them. When teachers encourage children to use books and model excitement in reading, children will learn to love books. Children can acquire literacy skills by learning to identify letter sounds and words, following a story, hearing new vocabulary, matching print with spoken words, and practicing their own emerging literacy skills.

Language/reading activities materials include the following categories: **print materials**, **audio materials**, and **games**.

## Language/Reading Materials should:

- Be organized in a way that allows all children in the class to easily access them.
- Be suited to the age and developmental levels of the children.
- Contain positive social messages. Not contain graphic or violent images.



<p><b>Print Material</b></p> <p>A book area should include both <b>fictional</b> and <b>factual</b> story books. Factual books should not only teach a concept but also include photos of real people, animals, nature, or places.</p>	  <p>Accessible book storage</p> <p>Encyclopedias and dictionaries</p>	 <p>Fiction and Non-fiction books</p>			
<p><b>Additional Materials:</b></p>	<p>Picture books; chapter books; reference books; fictional books; child-friendly magazines, books on science, math, events, and people</p>				
<p><b>Homemade Books</b></p>	 <p>Hand sewn binding</p>	 <p>Stapled, covered with tape</p>	 <p>Ribbon or yarn</p>	 <p>Child-created</p>	 <p>Zip-loc bags</p>

## Audio Materials:

Books on CD, tape, or other forms of audio expose children to more language, vocabulary and content.



## Additional Materials:

Audio books, books on tape, CD or tape player, headphone splitter, story time podcast

## Homemade Audio Materials



# LANGUAGE/READING ACTIVITIES

## Language Games:


Language games can be used to increase children's vocabulary and spelling skills in a fun way.



Picture Lotto



Outburst Jr.




Junior Pictionary



Cranium Jr.




Junior Scrabble




Taboo Junior



Scattergories Junior



Crosswords for children



Word Searches

## Homemade Language Games:



Folder Games



Holiday Pictionary using craft sticks



Wooden Scrabble for Outdoors



Printable Bingo Cards

# MATH/ REASONING ACTIVITIES

Children’s experiences with math activities and materials set the foundation for their understanding of concepts, such as size, quantity, numbers, and shapes. Materials that are provided for children need to be developmentally appropriate for their level and interest.

**School-agers** should have more complex materials and games that relate to more complex math concepts, such as measuring, addition, subtraction, multiplication, and/or division. Math materials for school-agers can include board games that teach math concepts or encourage reasoning and critical thinking.

## Remember:

- “Coded for difficulty” requires that games be labeled or stored with some indication of difficulty. Examples: a label on a box showing appropriateness for certain ages, adding color coded labels, organizing the materials by age group, etc.




## Kindergarteners

Having materials that encourage kindergartners to develop math and reasoning skills gives children the opportunity to practice and explore concepts with shapes, size, numbers, and measuring, in a hands-on way that they enjoy.



Puzzles with Shapes of Various Sizes



Board Games

Card games



Ring dot counters



Tape Measure




Dice

Number puzzles



Pattern blocks



Dominoes

Counting Layer Cake



Board Games with Money

### Additional Math/Reasoning Materials:

Unifix cubes with trays, small objects for counting with trays, playing cards, pegboards w/ numbers, beads with patterns, counting games, abacus, Sorry, Trouble

### Homemade Math/Reasoning Activities



Ring counter



Abacus

Cardboard Fraction Puzzle



Unifix Cube tray counter



## 1<sup>st</sup> – 5<sup>th</sup> Grade

Boardgames and card games encourage healthy brain development, teach number sense, and require problem solving. In games such as chess or checkers, their critical thinking and reasoning skills are challenged as they think ahead and plan their moves. Board games also provide children the opportunity to practice sportsmanship and teamwork.




Monopoly

Backgammon



Checkers



Rush Hour

Battleship



Dominoes



Chess



**Additional Materials:** Chinese Checkers, Uno, Skip-Bo, Phase 10, Rummikub, Head Full of Numbers, Connect Four, Leaps and Ledges, Ratuki, Blink, Spoons, Zoom, Qwirkle, Blokus, Life, Farkle, Yahtzee, Qwirkle, Tenzi

## Homemade Math/Reasoning Materials



Homemade  
Candyland



Blank Boardgames  
for children to  
create their own



Homemade Chutes  
and Ladders



# SCIENCE/NATURE ACTIVITIES

From a young age, children are fascinated by the natural world. When teachers encourage children as they explore the natural world around them, it lays the foundation for science learning as they grow. When children are provided many kinds of science materials and experiences, they readily explore nature and science concepts. As children begin to explore these materials, teachers can add vocabulary, add new concepts and information to extend their learning, and encourage children to ask questions and talk about what they see.

Nature/Science materials include the following categories: **equipment** and **materials**. **Materials** are items that allow children to experience science and nature, such as books, posters, animals, plants, toy animals, file folder games, puzzles, board games, computer games, etc. **Equipment** allows children to engage in scientific or nature experiments and exploration, such as microscopes and slides, magnifying glasses and items to explore, measuring and classifying tools, etc.



## Equipment

Science equipment is anything that allows children to engage in scientific or nature experiments and exploration. Children can learn about scientific properties by engaging with science equipment.



Microscope with slides or objects to look at



Terrarium

Aquarium



Magnifying glass




Measuring tools

Magnets




Balance scale



## Additional Equipment:

Varied types of scales, tape measure, rulers, test tubes, safety goggles, binoculars, prisms, kaleidoscopes, thermometers, working light table, flashlights

## Homemade Equipment



Gears and Levers

Homemade scale



Light table



## Materials:

Materials are items that allow children to experience science and nature through observation or use and that depict nature/science factually and realistically.

Rocks



Seashells



Non-poisonous, living plant




Insects in transparent resin



Fish and other pets



Factual Books



Science games

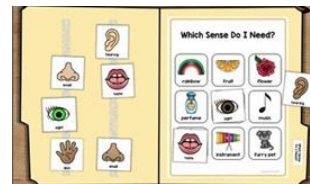
## Additional Materials:

Science posters and pictures, bird's nests, leaves, nuts (acorn, buckeye, walnuts), feathers (not dried), fossils, natural wood, pinecones, opened empty eggs from birds, dried flowers, seeds or pits from fruit, gourds, puzzles

## Homemade Science Materials



Leaf Books



Nature/Science File Folder Games



Food Chain Cup Stack Game

# CULTURAL AWARENESS



The ERS scales use the word **diversity** to refer to the differences between groups of people regarding race, religion, culture, gender, age, or ability. When school-age programs give children the opportunity to learn about diversity through the materials and activities provided in the classroom, children understand more about the people and world around them.

According to the ERS instruments, **acceptance of diversity** means that instead of viewing differences as a negative, differences are considered strengths, adding more flavor to life and allowing all to contribute in unique ways.

Diversity materials include the following categories: **culture, race, abilities, age, and gender**. Materials that count in this item may also count in other items. For example, a book about a child with glasses will also count in books, and a pretend food from different cultures will also count in dramatic play.

**Remember:** Examples must demonstrate a contrast in diversity. For example, a taco would not count as an example of cultural diversity alone, but when paired with food from another culture, such as sushi, the pair would count as one example.

## Cultural Diversity

Culturally diverse materials introduce children to customs that people may experience in different parts of the world, demonstrated by showing contrasting examples of traditional clothes worn, food eaten, realistic photos of customs taking place, and/or experiencing cultural music materials.



Musical instruments

Books



Multicultural vests



Block people



Foods



Multicultural Music

## Additional Cultural Materials:

Dramatic play dishes or props, posters, picture card games, play foods from many cultures, posters, puppets, restaurant menus, multicultural instrument sets

## Homemade Materials

Felt Sushi



Recycled Empty Food Containers



Bongo drums with cans



DIY Sombrero



## Racial Diversity

Racially diverse materials show children the contrasting ways people can look by including examples of materials showing people of varied skin tones, facial features, races, and ethnic groups. This helps children to become familiar with people in our world and to value people from all races and ethnic groups.



Dolls



Puzzles



Multicultural Paint



Books



Puppets

## Additional Materials:

Posters, bingo games showing people, felt stories, block people, language sequence cards, community helper picture cards, art materials (people cut outs, multicultural crayons, multicultural colored pencils)

## Homemade Diversity Materials



Felt Dress-Up Dolls

Tissue Roll Block People



DIY Photo puzzles



## Abilities

Materials that show people with diverse abilities expose children to others they see around them who may think, speak, act, or move differently than they do. This is typically demonstrated by showing contrasting examples of people using varied communication methods, people who use equipment to assist them (hearing aids, walkers, eyeglasses, wheelchairs, etc.), and people with differing abilities interacting in activities that children can relate to.



Block people



Puzzles



Dramatic play props

Posters



Math and language games

## Additional Materials:

Books, bulletin boards, puppets, dolls, floor puzzles, display photos

## Homemade Diversity Materials



Felt people with eyeglasses



Peg dolls with eyeglasses

Cardboard doll wheelchair



Letter and sign match cards



## Age

Diversity in age means that the materials show contrasting examples of a wide span of ages, including senior citizens, younger adults, teenagers, children, and infants.





Block people



Finger Puppets



Puzzles



Books

## Additional Materials:

Posters, picture card games, felt stories, dolls, puppets

## Homemade Diversity Materials



Puppets



Photo memory game



Collage Poster of famous people of varied ages



Hand-painted Block figures



## Gender Roles

Gender Roles are a set of norms that society considers acceptable, appropriate, or desirable for people of certain genders. Materials that show non-traditional gender roles help children to see that men and women can do both traditional and non-traditional tasks.




Puppets



Puzzles showing gender diversity (Ex: female scientist)

Posters showing non-traditional gender roles  
Ex: female doctors, male nurses, male teachers, etc.



Community Helpers Games

Career Dolls



## Additional Materials:

Dramatic play clothes, books, picture card games, block figures

## Homemade Diversity Materials

Paper career dolls



DIY career books



DIY career sorting mats



Felt Puppet